


# High Efficiency Particulate V-Shaped Mini-Pleated Air Filter

## M-HV



HEPA / ULPA Filter

### Applications



Cleanroom



General



Commercial Building



Industrial

### Product Features

#### Operating Conditions

Continuous operating temperature: Max. 80°C  
Operating relative humidity: ≤100 (%RH)



#### Structure/Arrangement

Mini-pleated media assembled into V-bank configuration for greater air flow and longer service life



#### Frame

Material: Galvanised steel / aluminium / ABS  
Thickness: 292mm  
Header: non-header / single header / double header (thickness: 20mm)



#### Media

Material: Fiberglass  
Separator: Hot melt bead



#### Efficiency (EN1822:2009)

H13, H14

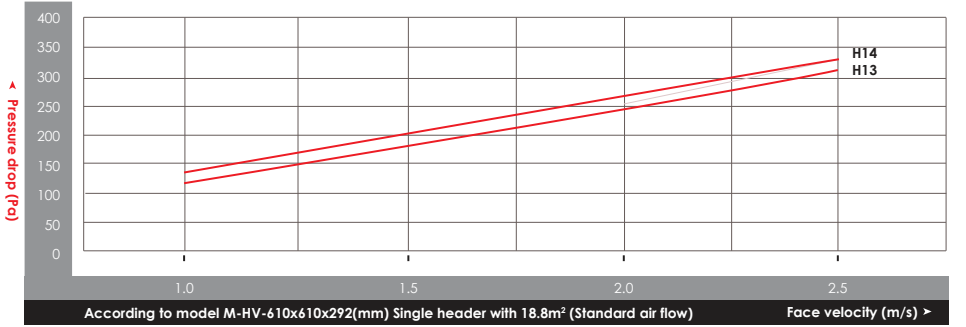


#### Sealant

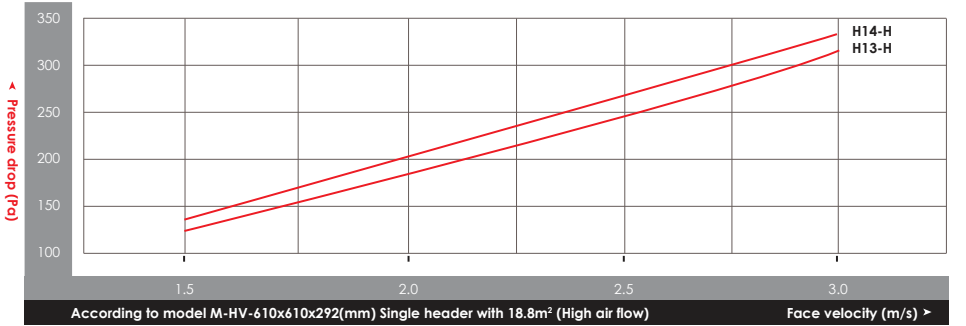
Material: Polyurethane glue



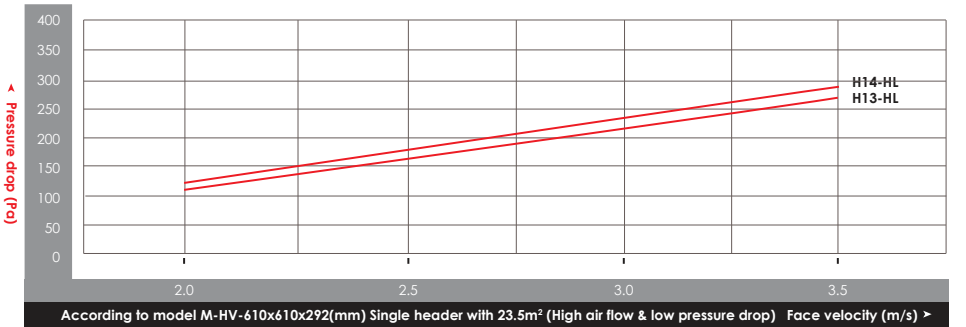
### Graph Of Initial Pressure Drop Versus Face Velocity (Standard Air Flow)



### Graph Of Initial Pressure Drop Versus Face Velocity (High Air Flow)



### Graph Of Initial Pressure Drop Versus Face Velocity (High Air Flow & Low Pressure Drop)



### Product Specifications (Standard Air Flow)

Nominal Dimension	Actual Dimension	Gross Media Area	Air Flow	Face Velocity	Initial Pressure Drop	
(inch)	(mm)	(m <sup>2</sup> )	(m <sup>3</sup> /h)	(m/s)	(Pa)	
WxHxD	WxHxD				H13	H14
12x24x12	289x594x292	9.2	1000	2.0	249	270
24x12x12	594x289x292	8.9	1000		249	270
24x20x12	594x492x292	15.2	1800		249	270
24x24x12	594x594x292	18.3	2200		249	270
24x24x12	610x610x292	18.8	2400		249	270
12x24x12	305x610x292	9.4	1200		249	270

### Product Specifications (High Air Flow)

Nominal Dimension	Actual Dimension	Gross Media Area	Air Flow	Face Velocity	Initial Pressure Drop	
(inch)	(mm)	(m <sup>2</sup> )	(m <sup>3</sup> /h)	(m/s)	(Pa)	
WxHxD	WxHxD				H13	H14
12x24x12	289x594x292	9.2	1200	2.5	249	270
24x12x12	594x289x292	8.9	1200		249	270
24x20x12	594x492x292	15.2	2200		249	270
24x24x12	594x594x292	18.3	2700		249	270
24x24x12	610x610x292	18.8	3000		249	270
12x24x12	305x610x292	9.4	1400		249	270

### Product Specifications (High Air Flow & Low Pressure Drop)

Nominal Dimension	Actual Dimension	Gross Media Area	Air Flow	Face Velocity	Initial Pressure Drop	
(inch)	(mm)	(m <sup>2</sup> )	(m <sup>3</sup> /h)	(m/s)	(Pa)	
WxHxD	WxHxD				H13	H14
24x12x12	610x305x292	11.8	1800	3.3	249	270
24x24x12	610x610x292	23.5	4000		249	270

- Remarks: 1. Tolerance of initial pressure drop is  $\pm 10\%$ .  
2. Tolerance of dimension is  $\pm 3\text{mm}$ .  
3. Other dimensions are available upon request.